

LOOP MEETING CHAIR



ANSI BIFMA X5.1 - 2017

COMPOSITION AND MATERIALS

PLASTICS

White or black plastics

STRUCTURE, PADDING

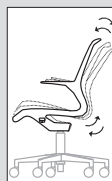
- Full plastic body with fixed armrests
- CM mesh or KT supportive fabric upholstery

MECHANISM AND SEAT REGULATION

AZ – Tilt mechanism with one locking position



Seat height
Pull the lever A upwards without sitting to increase the height of the seat. Press the lever A downwards to reduce the height of the seat.



Tilting Mechanism
Pull Lever B outward to unlock the tilt. Press Lever B inward to lock the tilt

BASE

B64 – 5 star black nylon base, Ø 680mm



B71 – 5 star white nylon base, Ø 680mm



CASTORS AND GLIDERS



R26 Oversize self breaking castors Ø 65 mm



R27 – Oversize hard floor self breaking castors Ø 65 mm



R28 – Hollowed oversized hard floor self breaking castors Ø 65 mm



P01 – Black nylon gliders



R23- Oversize hard floor self breaking castors ,white, Ø 60 mm



R24 – Hollowed oversized hard floor self breaking castors ,white, Ø 60 mm



P01 – Black nylon gliders

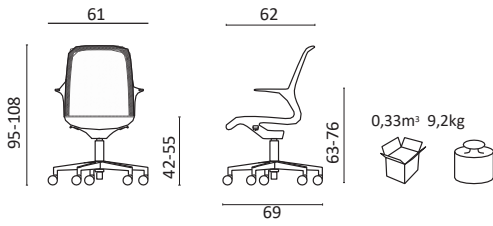
DATASHEET

DIMENSIONS,
VOLUMES
AND WEIGHT

• Meeting chair

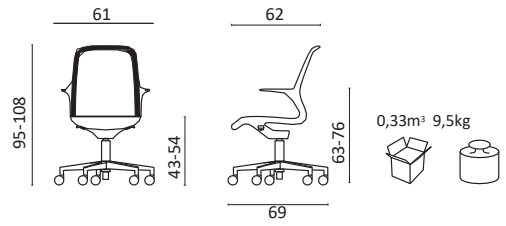
cod. LOO_A NR AZ B64

cod. LOO_A BI AZ B71



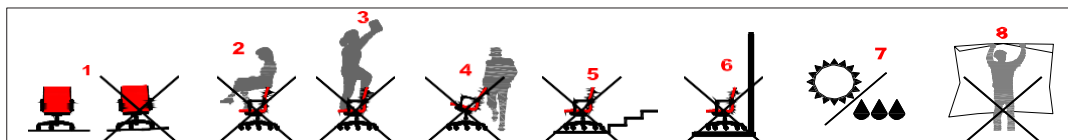
cod. LOO_A NR AZ B64 X

cod. LOO_A BI AZ B71 X



Product codes refer to Milani 2018 price list.

DATASHEET



GENERAL INFORMATION

During video terminal use, ensure your feet are firmly on the floor; the angles between calf and thigh, thigh and upper body, forearm and shoulder, shall form a 90° angle. The knee shall be close to the front edge of the seat.

- 1) The seat shall be only used on flat and clean surfaces, avoiding uneven floors (ducts, joints etc..)
- 2) The seat can only be used by one person at a time.
- 3) Never stand with the feet on the chair; never sit on the armrests or on the outer edge of the seat.
- 4) Do not remove knobs or screws and, in the case of broken, missing or worn parts, do not use the chair until they are duly replaced with suitable spare parts supplied by Milani Srl.
- 5) Avoid use near dangerous objects or places (cables, steps, stairs, doors, windows, etc.).
- 6) Avoid use near walls or objects that may be damaged.
- 7) Do not expose the chair to direct sunlight or in excessively humid environment, do not use outdoors: the upholstery may be irreparably damaged.
- 8) Do not use the packaging improperly: it may cause chocking.
The product is intended for its normal use , in offices and similar environments.

Useful information on castors choice:

Nylon self-breaking castors: suitable for normal floors and carpets; equipped with a self-breaking device that ensures higher safety.

Self-breaking rubber castors: Suitable for delicate floors (eg parquet). Equipped with a soft tread to ensure greater resistance on the floor and a self-breaking device for higher safety.

Product maintenance:

Check periodically (at least every month) that all the screws are firmly fixed.

Periodically lubricate (at least every 6 months) the mechanical parts subject to movement, in particular gas lifts, which can be only replaced by qualified personnel in case of breaking or malfunction .

Periodically clean the castors according to the environmental conditions(at least every 3 months).

Any upholstered part covered with fabric shall be cleaned with a brush or vacuum cleaner, any upholstered part in natural or artificial leather shall be cleaned with a clean, damp and soft cloth; for difficult stains use specific delicate detergents following the specific product instructions ; all other parts (plastic, metal, wood) must be cleaned with a damp cloth. Do not use alcohol-based products, bleach, solvents or abrasive products (it is advisable to try first on a non-visible part).

For any problem ask for the assistance of qualified personnel.

WARRANTY

The warranty includes free replacement of all moving mechanical parts subject to wear: castors, gas lift, mechanisms in general, provided that the defects are not caused by misuse or improper use of the product . Transport and delivery costs will be charged to the customer starting from the second year from sale. The warranty is applicable only providing all information related to the product (specifying model, code and purchase document) Repairs can be made:

- 1) In case the defect is defined, parts will be shipped and replaced .
- 2) In case the defect has to be defined, shipping out the seat to Milani S.r.l. with suitable packing by designated courier. If after checking the product, Milani S.r.l. will reckon that the defect was caused by the customer, will charge all related costs including transport.

DISPOSAL INFO

Here you can find a list of materials used in our production process, in order to adopt a correct approach to recycling and disposal :

Wood: beech or birch plywood, chipboard, hardboard

Metal: iron, steel, die-cast aluminum

Plastics: PVC, polypropylene, polyurethane, nylon

Fabrics: natural leather, artificial leather, fabric, mesh

Our products do not contain harmful or potentially dangerous substances.

CERTIFICATIONS

Milani S.r.l. obtained the following certifications :

UNI EN ISO 9001 Quality management system according to UNI norms

EN ISO 14001 Environmental management system

OH SAS 18001 Work safety management system